

## First Communion Make up Work

Lesson #6

We Celebrate

Parents should use the ***Family Guide*** to help direct your child to complete the lesson plan. The lesson plan should be printed, completed, and then returned within a week of the last class. You can bring the completed lesson plan to Sue in the *Pastoral Center* or scan and email to: [s.mann3@popplano.org](mailto:s.mann3@popplano.org). This will ensure your child receives credit for the missed class.

# Eucharist

---

## Student Lesson





Allen, Texas

This book reflects the  
new revision of the  
**ROMAN  
MISSAL**  
LITURGY

# We Celebrate

Loving God,  
thank you for giving us  
Jesus, your Son.





## *Sharing Together*

In the opening prayer we shared a sign of peace. We showed we believe Jesus is with us. What was it like for you when you shared a sign of Christ's peace?

When do you share peace with others?

The Easter candle also reminds us that Jesus is with us. Give one example of how you know Jesus is always with us.

---

---

---

---

# The Road to Emmaus

After Jesus died on the cross, he was raised from the dead. Then Jesus appeared to his disciples. Read this Scripture story to discover what happened.

It was three days after Jesus died on the cross. Two of the disciples were going to a town called Emmaus. They talked about Jesus as they walked along the road.


Jesus came near the disciples. He began to talk with them. The disciples did not know that Jesus had been raised from the dead. They did not recognize him.


They arrived in Emmaus and the disciples invited Jesus to stay with them. They sat down to eat. Then Jesus took the bread in his hands. He blessed the bread. He broke it and gave it to the disciples. Then they knew he was Jesus. They recognized Jesus when he broke the bread.

BASED ON LUKE 24:13-35

## FAITH FOCUS

What did the Risen Jesus share with his disciples?





The disciples  
recognized Jesus  
when he shared a meal  
with them. When do  
you know Jesus is  
with you?

## TOGETHER AS A FAMILY

This week share this Scripture story with your child in different ways. For example: Invite your child to read to you the version on page 48 or a version from a children's Bible. Role-play the story as a family. Illustrate the story together, using paints, colored markers, crayons, or some other medium. Share possible responses to the question on this page.

# Holy Communion

## FAITH FOCUS

What happens during the communion rite of the Mass?

## WHAT WE SEE AND HEAR

At Mass, after everyone has received the Eucharist, the leftover consecrated bread is placed inside the tabernacle. The consecrated bread is called the Blessed Sacrament. It is reserved there for those who are sick and for the devotion of the faithful.

The Risen Jesus is present with us at Mass. He shares with us the gift of his Body and Blood. At Mass we receive the gift of the Body and Blood of Christ in Holy Communion. Sharing Holy Communion joins us more closely with Jesus Christ and with all the members of the Church. We are made one with Jesus and with one another. Jesus is the Bread of Life. In Holy Communion we are fed with the Bread of Life. We receive the strength to live as followers of Jesus and children of God. We receive the promise that we will live forever in heaven with God, Jesus, Mary, and all the saints.






We prepare our minds and hearts to receive Holy Communion. We stand and pray the Our Father. We remember we are one family. We are God's people. We share a sign of peace.

The priest breaks the consecrated bread that will be shared. We walk in procession to receive Holy Communion at the table of the Lord. The consecrated bread is the Body of Jesus. The consecrated bread is offered to us with the words, "The body of Christ." We respond, "Amen." We receive and eat the consecrated bread.

Next the cup of consecrated wine is offered to us with the words, "The blood of Christ." We respond, "Amen." Taking the cup in our hands, we drink the consecrated wine from the cup. The bread and wine we receive are the Body and Blood of Jesus.



### TOGETHER AS A FAMILY

Share responses to the question on this page. This week proclaim your home as a dwelling of peace. For example: Create a small poster or plaque that reads "The Peace of Jesus to All Who Enter!" Display the poster near the entrance to your home. Also go over pages 69 and 70 to help your child learn the responses during the communion rite.

**What happens when we receive Holy Communion?**



# What Difference Does This Make in My Life?

We receive the Body and Blood of Christ in Holy Communion. Our friendship with Jesus and with all the members of the Church is made stronger. We show that Jesus is with us when we live as peacemakers.

Use your own words to complete each sentence.


## MY FAITH CHOICE

Talk with someone about one thing you will do this week to share the peace of Christ with others.

At Mass Jesus is with me when \_\_\_\_\_

I can show Jesus is always with me when \_\_\_\_\_

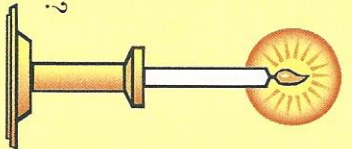
I live as a peacemaker when \_\_\_\_\_



## Remembering Together

In this chapter your child learned about the Risen Jesus sharing a meal with the disciples. At the meal the disciples recognized Jesus when he broke the bread and shared it with them. At Mass we receive the gift of the Bread of Life. Jesus gives us the gift of himself. We share ourselves and Jesus with others in many ways. One way is to live as peacemakers. Use these or similar questions to help your child discover and live this important belief of our faith:

- How do we share peace with one another at church?
- How do we share peace with one another at home?
- How do we share peace with our neighbors?



## Sharing Together

Choose one of the following activities to do together or design a similar activity of your own:

- Make a banner with the words *We Are All One in Jesus* on it. Display the banner where it can be seen by everyone in your family.
- At the beginning of your next family meal, share a sign of peace with one another.

- Brainstorm ways your family can be peacemakers with one another. Choose one thing that everyone will agree to do.



Visit the RCL Benziger sacraments web site by following the link titled "Sacraments" at [www.Faithfirst.com](http://www.Faithfirst.com).

## Praying Together

Pray this or a similar prayer at family meals or at other family prayer times this week:

Loving God, our Father,  
today you give us the gift  
of your Son, Jesus Christ.  
Send us the Holy Spirit  
to help us share the gift of Jesus  
by living as peacemakers.  
We ask this through Jesus Christ our Lord.  
Amen.

## Getting Ready Together

Use pages 69 and 70 of this book to go through the communion rite of the Mass with your child. Review with your child the assembly's responses. This will help your child participate more actively and more fully in the celebration of Mass.