

First Communion Make up Work

Lesson #5

We Remember

Parents should use the ***Family Guide*** to help direct your child to complete the lesson plan. The lesson plan should be printed, completed, and then returned the next class to the sign in table.

This will ensure your child receives credit for the missed class.

Eucharist

Student Lesson



Allen, Texas


This book reflects the
new revision of the

**ROMAN
MISSAL**
THIRD EDITION

We Remember

*Praise God for all
the wonderful things
he has done.*





Sharing Together

In the opening prayer we remembered what Jesus did for us. What was it like for you to pray this prayer?

What are some meals that help you to remember and celebrate something?

As Catholics we gather for Mass and share a meal to remember Jesus. Name one thing you remember about Jesus.

The Last Supper

On the night before Jesus died, he shared a Passover meal with his disciples. We call this meal the Last Supper. Read this gospel story. Discover what Jesus said and did at the Last Supper.

At supper Jesus took bread in his hands. He gave thanks to God. Then he broke the bread into pieces. He gave the bread to his disciples. Jesus said, "This is my body."

Next Jesus took a cup of wine. He gave thanks to God. Then he passed the cup to his disciples. Jesus said, "This is my blood. It is poured out for you for the forgiveness of sins."


Jesus told his followers, "Do this in memory of me."

BASED ON LUKE 22:17-20

FAITH FOCUS

What did Jesus say and do at the Last Supper?





Jesus celebrated the Last Supper with his disciples. When do we do what Jesus did at the Last Supper?

TOGETHER AS A FAMILY

Share the Bible story about the Last Supper. Then discuss the answer to the question on this page. Before each meal this week, thank God for bringing your family together to share the meal. Being together is what makes the meal special.

The Eucharistic Prayer

FAITH FOCUS

What happens during the eucharistic prayer?


At Mass the Church prays the eucharistic prayer. This prayer is the Church's great prayer of thanksgiving. During the eucharistic prayer we do what Jesus asked us to do at the Last Supper.

WHAT WE SEE AND HEAR

Our church family gathers around the altar to celebrate our eucharistic meal. The altar is also called the table of the Lord. At the altar the bread and wine become our spiritual food. From the table of the Lord, we are fed with the Body and Blood of Christ.

We call the Eucharist the Lord's Supper. At the Eucharist Jesus acts through the ministry, or work, of the priest. The priest does two important things during the eucharistic prayer. First, he asks God to send down the Holy Spirit. Second, he tells again the story of the Last Supper. The priest repeats the very words of Jesus. We call these the words of consecration. Through the power of the Holy Spirit the bread and wine become the Body and Blood of Christ.





The Eucharist is a holy sacrifice. It makes present the sacrifice of Jesus. Jesus sacrificed, or freely offered, his life on the cross to save us from our sins. At the Eucharist it is Jesus acting through the ministry of the priest who offers the eucharistic sacrifice. We offer ourselves to God the Father together with Jesus. We share in the death and resurrection of Jesus by the power of the Holy Spirit.

The Eucharist is also a promise. It is God's promise that all people who truly love God will one day live in heaven.

At the Eucharist we pray to God the Father through Jesus Christ together with the Holy Spirit. We remember and share in all Jesus did. We remember and share in his death and resurrection.

Why do we call the Eucharist the Lord's Supper?



TOGETHER AS A FAMILY

Share responses to the question on this page. This week talk about the ways that your family helps one another. For example: Talk about ways you care for one another when a family member is sick. Name ways that family members help one another with chores. Point out that when we do these things we are giving ourselves to one another out of love. We are learning what it means to make sacrifices.


What Difference Does This Make in My Life?


At Mass we remember and celebrate what Jesus said and did at the Last Supper. The bread and wine become the Body and Blood of Christ.

Color and decorate the picture. Remember that Jesus is with us in a special way at Mass.

MY FAITH CHOICE

Talk with someone about one thing you can do this week to show that Jesus is always with us.





TOGETHER AS A FAMILY

Remembering Together

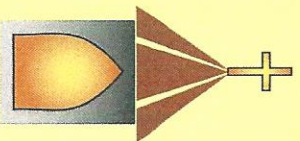
In this chapter your child learned about the Last Supper and the eucharistic prayer. At Mass we remember and celebrate what Jesus did for us. Ask these or similar questions:

- What does our family remember and celebrate?
- How does our family remember Jesus?

Sharing Together

Choose one of the following activities to do together or design a similar activity of your own:

- Go to where the tabernacle is in your church. Pray together to thank God for the gift of Jesus, the Bread of Life.
- At the beginning of your next family meal, share stories about God's goodness.
- As a family, volunteer to bring up the gifts at Mass.
- If you do not have a symbol of Jesus in your home, make or display one to help your family remember Jesus.



Visit the RCL Benziger sacraments web site by following the link titled "Sacraments" at www.FaithFirst.com.

Praying Together

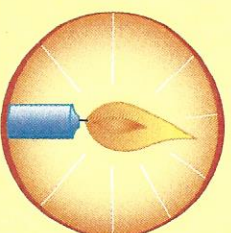
Pray this or a similar prayer at family meals or at other family prayer times this week:


Loving God, our Father,
today we gather to remember your Son, Jesus Christ.
We celebrate that Jesus is with us.
Send us the Holy Spirit
to help us live as Jesus did.
We ask this through Christ our Lord.
Amen.



Getting Ready Together

Use pages 67 and 68 of this book to go through the eucharistic prayer of the Mass with your child. Review with your child the assembly's responses. This will help your child participate more actively and more fully in the celebration of Mass.






Jesus sent Peter and John to the city to prepare for the Passover meal. He told them to follow a man carrying a jar of water.

He would show them a large room where they could meet.

Everything happened as Jesus said. Jesus and the 12 disciples sat down to dinner. Jesus said that one of them, who “dipped his food in the same bowl” as He, would betray Him. After dinner they sang a hymn and went out to the Mount of Olives.


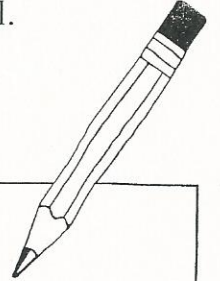
Find the words that are underlined. They are forward, backward, up and down, and diagonal.



J	E	S	U	S	J	T	O	L	D	M
S	M	E	A	L	O	A	B	W	W	A
C	A	N	Y	P	H	D	F	H	A	N
P	E	T	E	R	N	D	O	E	T	E
E	I	M	E	E	T	I	L	R	E	L
C	R	M	J	P	N	A	L	E	R	A
S	A	J	P	A	S	S	O	V	E	R
S	M	O	O	R	R	N	W	O	D	G
H	A	P	P	E	N	E	D	B	T	E
C	G	N	I	H	T	Y	R	E	V	E
D	I	S	C	I	P	L	E	S	R	S
D	I	P	P	E	D	I	N	N	E	R
F	S	A	N	G	Z	M	Q	N	T	T
B	O	W	L	L	Y	O	U	B	R	W
V	A	O	B	H	L	U	D	C	A	O
K	B	O	D	B	E	T	R	A	Y	H
M	O	U	N	T	O	L	I	V	E	S

Jesus and His disciples were eating the Passover meal.

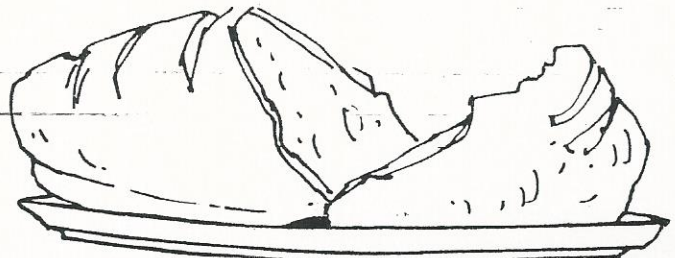
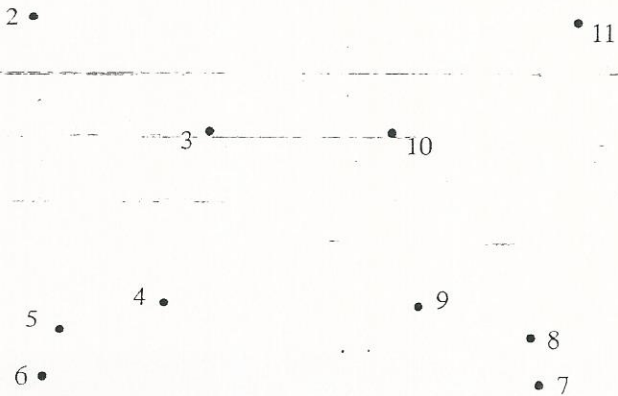
Draw the 12 disciples at dinner with Jesus.



Jesus said, "This is My blood ... this is My body."



Connect the dots.



Name _____