

First Communion Make up Work

Lesson #4

We Give Thanks

Parents should use the *Family Guide* to help direct your child to complete the lesson plan. The lesson plan should be printed, completed, and then returned the next class to the sign in table.

This will ensure your child receives credit for the missed class.

Eucharist

Student Lesson



Allen, Texas


This book reflects the
new revision of the

**ROMAN
MISSAL**

LIBRO EDITION

We Give Thanks

*God of all creation,
thank you for
your blessings.*





Sharing Together

In the opening prayer we shared a variety of different breads with one another. What was it like for you when you were sharing the bread?

What can you share with others?

All our gifts are blessings from God. Sharing our gifts with other people is one way to say thank you to God. Give one example of a time when you shared with someone or someone shared with you.

Jesus Feeds the People

The Bible tells us many stories about Jesus sharing bread with people. Read this gospel story. Discover how Jesus shows people God's love and care for them.

One day about five thousand people were listening to Jesus. That evening his disciples said, "Send the people away. They need to find a place to sleep and eat." Jesus said, "Give them something to eat yourselves." The disciples answered, "We have only five loaves of bread and two fish."


Jesus said, "Tell the people to sit down." Jesus then took the bread and fish. He looked up to heaven and blessed the food. He broke the bread into pieces. He gave the bread and fish to his disciples to give to the people.


Everyone ate until they were full.

BASED ON LUKE 9:10-17

FAITH FOCUS

How did Jesus show the people God's love for them?





Jesus fed
the people to show
God's love for them.
When do you show
people God's love
for them?

**TOGETHER AS
A FAMILY**

Share the Bible story
about Jesus feeding five
thousand people. For
example: Talk about the
illustration with your
child. Have your child
read the story to you. Or
read a different version of
the story from a children's
Bible. Share responses to
the question on this page.

The Liturgy of the Eucharist

FAITH FOCUS

What happens at the Liturgy of the Eucharist?

God created everything and everyone out of love. God's love is so wonderful that he gave us the gift of his only Son, Jesus. Jesus showed us God's love. God's love for us lasts forever.

At Mass we thank God for all his gifts and blessings. We do this during the Liturgy of the Eucharist. The Liturgy of the Eucharist is the second main part of the Mass.

The word *eucharist* means "to give thanks." The Eucharist is one of the seven sacraments of the Church. It is the sacrament in which we receive Jesus, the Bread of Life, in Holy Communion.

WHAT WE SEE AND HEAR

At Mass we always use bread and wine as Jesus did at the Last Supper. Wheat is used to make the bread, and grapes are used to make the wine. These become the Body and Blood of Jesus. The bread is unleavened bread. Unleavened bread is made without yeast.



We begin the Liturgy of the Eucharist by singing a hymn. As we are singing, some members of our church family carry our gifts of bread and wine in procession to the altar. The priest takes


our gifts of bread and wine and prays two blessing prayers. Blessing prayers tell God we believe that everything we have comes from him.

The priest invites us to give thanks to God. We stand and pray:

Priest: Let us give thanks to the Lord our God.

Response: It is right and just. Together we sing to God. We sing, "Holy, holy, holy Lord."

Why do we thank God during the Liturgy of the Eucharist?



TOGETHER AS A FAMILY

Share responses to the question on this page. This week pray a blessing prayer at family meals. For example: Model your prayer on the blessing prayers at the beginning of the Liturgy of the Eucharist. Also use pages 66 and 67 in this book to help your child learn the Mass responses for the preparation of the altar and gifts and the preface.



What Difference Does This Make in My Life?

All our gifts are blessings from God. The greatest gift God the Father gives us is his Son, Jesus Christ. At the celebration of the Eucharist we thank God for all his gifts to us.

Think about all the wonderful gifts God has given us. Draw or write about one gift that you want to thank God for.

MY FAITH CHOICE

Talk with someone about one thing that you will do this week to show God you are thankful for the gifts he has given you.


Prayer of Thanksgiving

Thank you, God, for



All our gifts come from you. Amen.





Remembering Together

In this chapter your child learned that it is important for us to give thanks to God. Use these or similar questions to talk together about how your family gives thanks to God:

- How do we give thanks to God for all creation?
- How do we give thanks to God for Jesus?
- How do we give thanks to God for people?
- How do we give thanks to God for our family?

Sharing Together

Choose one of the following activities to do together or design a similar activity of your own:

- Jesus fed about five thousand people to show them that God loves and cares for people. Find out how your family can donate to a local food collection.
- Invite a guest to share a meal with your family. As you plan, talk about how your family can share God's love with your guest.
- Sharing is one way we show God that we are thankful. Name the things that your family shares with one another.



Visit the RCL Benziger sacraments web site by following the link titled "Sacraments" at www.FaithFirst.com.

Praying Together

Pray this or a similar prayer at family meals or at other family prayer times this week:

Loving God, our Father,
today we gather to celebrate the love
you share with each of us.

We give you thanks for all your gifts to us.

Send us the Holy Spirit

to help us remember to give you thanks every day.


We ask this through Christ our Lord.

Amen.



Getting Ready Together

Use pages 66 and 67 of this book to go through the preparation of the altar and gifts and the preface at Mass with your child. Review with your child the assembly's responses. This will help your child participate more actively and more fully in the celebration of Mass.



Jesus blessed the food and fed over 5,000 people.


Circle 5 loaves of bread and 2 fish in the picture.



Name _____

BIBLE
ACTIVITY SHEETS

Jesus and the disciples had been busy healing and preaching. They were going to a quiet place to rest. Many people saw them leave and went on foot around the lake. When Jesus' boat came ashore, there was a great crowd waiting!




How many people were there? Check Mark 6:44. _____ men (plus women and children). It was late. They were far from town. They were hungry. What did Jesus tell the disciples?

Write the letter that comes next.

“ X N T F H U D S G D L R N L D S G H M F S N D A S ”

The disciples sat the people in groups of 50s and 100s. They gave Jesus what they gathered. What did Jesus do?

“ G D K N N J D C T O S N G D A U D M, A M C
A K D R R D C A M C A Q N J D S G D K N A U D R ...;
A M C G D C H U H C D C S G D S V N
E H R G A L N M F S G D L ... ”



Name _____