

First Communion Make up Work

Lesson #3

We Listen

Parents should use the ***Family Guide*** to help direct your child to complete the lesson plan. The lesson plan should be printed, completed, and then returned the next class to the sign in table.

This will ensure your child receives credit for the missed class.

Eucharist

Student Lesson



Allen, Texas

This book reflects the
new revision of the

**ROMAN
MISSAL**

THIRD EDITION

We Listen

*Good and loving God,
help us to listen to you.*





Sharing Together

In the opening prayer we listened to a Bible story and we showed reverence for the Bible. We marked our forehead, lips, and heart with the sign of the cross. What was it like for you when you were signing yourself?

When do you read or listen to stories?

As Catholics we listen to and read the Bible. Give one example of a story from the Bible that you like to hear.

Samuel Listens to God

The Bible has many stories about people listening to God. Read this story about Samuel. When Samuel was a young boy, his mother, Hannah, brought him to a priest named Eli. Eli taught Samuel about God.


One night Samuel was getting ready for bed. He heard a voice calling him. He thought it was Eli. So Samuel called to Eli, "Here I am." Eli called back, "I did not call you. Go back to sleep." Samuel went back to sleep. Two more times Samuel heard someone call his name. Each time he ran to Eli, saying, "Here I am."


Eli now knew it was God calling Samuel. So Eli said to Samuel, "The Lord is calling you. If the Lord calls you again, listen to him." Samuel went back to sleep. Again God called out, "Samuel, Samuel!" Samuel answered, "Speak, Lord, I am listening."

BASED ON 1 SAMUEL 3:1-10

FAITH FOCUS

What did Samuel do when he heard God's word?





Eli helped Samuel listen to God's word. Who helps you listen to the word of God?

TOGETHER AS A FAMILY

Share the Bible story about Samuel. Then discuss responses to the question on this page. Each day this week, choose a Bible story to read together. Before you begin, say together, "Speak, Lord, we are listening."

The Liturgy of the Word

FAITH FOCUS

What happens at the Liturgy of the Word?

WHAT WE SEE AND HEAR

The Scriptures are read from a special place called the ambo. The first reading and second reading are read by the reader. After the first reading, we sing a psalm response. The Gospel is read by the deacon or priest. The first and second readings are read from a book called the Lectionary. The Gospel is read from the Book of the Gospels.

God speaks to us through the Bible. God gave us the gift of the Bible because he loves us.

The Bible is also called the Sacred Scriptures. The word *sacred* means "holy." The word *scriptures* means "writings."

The Sacred Scriptures are the written word of God.

The Bible has two parts. The parts of the Bible are the Old Testament and the New Testament. The Old Testament tells the story of God's people who lived before Jesus was born.

The New Testament tells about Jesus and the first Christians.



Every Sunday at Mass we listen to three readings from the Bible. This takes place during the Liturgy of the Word. The Liturgy of the Word is the first main part of the Mass.



The first reading is usually from the Old Testament. It tells the story of God's love for us before Jesus was born.

The second reading tells us what the apostles and first Christians believed about Jesus. The apostles were the disciples Jesus chose to be the first leaders of his followers.

The third reading is the gospel reading. The word *gospel* means "good news." The four Gospels are part of the New Testament. They tell us who Jesus is and what Jesus did. Jesus shows us more than anyone else how much God loves us.

TOGETHER AS A FAMILY

Share responses to the question on this page with your child. Use pages 64 and 65 of this book to help your child learn the responses for the Liturgy of the Word.



Why do we listen carefully to the readings during the Liturgy of the Word?

What Difference Does This Make in My Life?


The Bible is God's word to us. We show reverence for the Bible because we believe it is God's word. When we listen to the Bible, we hear that God loves us.

Make a poster that tells others about the Bible. Use your poster as a reminder to listen with reverence to the word of God.

MY FAITH CHOICE

Read or listen to a gospel story with someone this week. Talk about what you learned about being a follower of Jesus.





Remembering Together


In this chapter your child learned that the Bible is the written word of God. This is a good time for you to talk with your child about the Bible. Help your child come to know and reverence God's word:

- Take some time to look at the Bible and page through it with your child.
- Ask your child what is his or her favorite story in the Bible. Talk about what your child likes about that story and why it is his or her favorite story. Find that story in the Bible and read it together.
- Discuss what God's word to us might be in that Bible story.

Sharing Together

Choose one of the following activities to do together or design a similar activity of your own:

- In the early Church the followers of Jesus told each other about Jesus. Take time this week to tell your child about Jesus.
- Share an illustrated children's version of the Bible with your child. Invite your child to choose a gospel story. Ask him or her to read or tell the story to you, using the illustrations.



- Talk about how and why your church family listens attentively to God's word at Mass.



Visit the RCL Benziger sacraments web site by following the link titled "Sacraments" at www.FaithFirst.com.

Praying Together

Pray this or a similar prayer at family meals or at other family prayer times this week:

Loving God, our Father,
you tell us about your love for us through the Bible.
Send us the Holy Spirit to help us grow in that love.
We ask this through Jesus Christ our Lord.
Amen.

Getting Ready Together

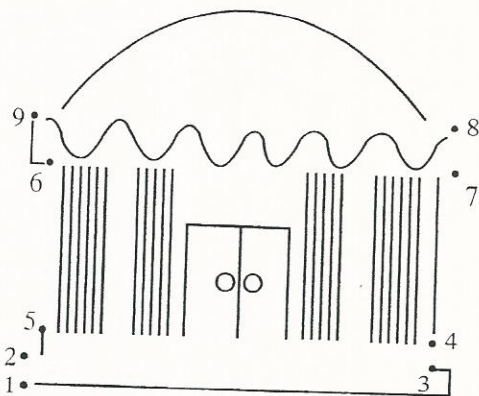
Use pages 64 and 65 of this book to go through the Liturgy of the Word with your child. Review with your child the assembly's responses. This will help your child participate more actively and more fully in the celebration of Mass.

The boy Samuel lived with the high priest, Eli.

Color the picture.



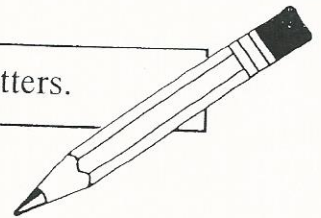
Connect the dots.



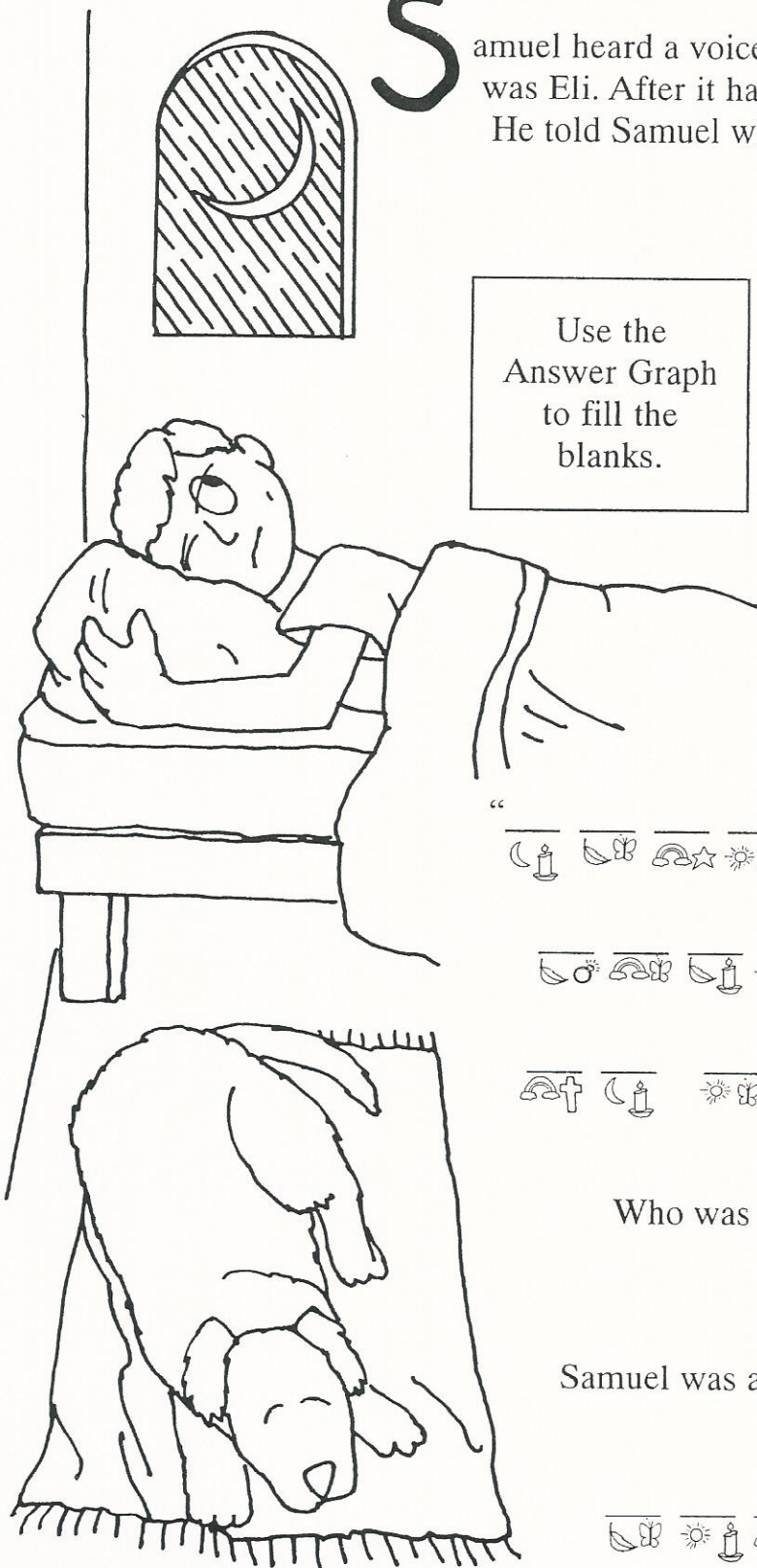
Trace the letters.

They lived in a

temple.



Name _____



Samuel heard a voice calling to him in the night. He thought it was Eli. After it happened 3 times, Eli knew what was going on! He told Samuel what to say when it happened again.

Use the Answer Graph to fill the blanks.

Answer Graph

	A	G	L	R	V
	D	H	N	S	W
	E	I	O	T	X
	F	K	P	U	Y

“

Who was calling to Samuel?

Samuel was a

of the Lord.

Name _____